

2018
Sookmyung International
Summer School I

PRE-ARRIVAL
INFORMATION



숙명여자대학교
SOOKMYUNG WOMEN'S UNIVERSITY

국제협력팀
Center for International Affairs & Cooperation

Table of Contents

Titles	Page
Welcome Remarks	
Contact Information	1
Important Dates	2
Orientation	2
Obtaining Visa	2
Pick Up Service	
Airport Pick Up Service Options	3
International House	
International Housing Assignment	4
How to Check in International House	4
General Information	
Checklist at a Glance!	5
Health Insurance	6
Meal Plan	6
Budget Plan	6
Public Transportation	7
Survival Korean	8
Useful Apps to download	9
Map and Spots!	
Map of Sookmyung	10
Global Lounge	11
Library	12
U.R.I Buddy Leadership Group	12
Appendix (Way to SMU by public transportation)	

WELCOME MESSAGE

Dear Students,

Warmest Greetings from Sookmyung!

Congratulations on your acceptance to Sookmyung Women's University as exchange program students. All of us at Center for International Affairs and Cooperation look forward to welcoming you to Sookmyung Women's University in Summer.

We hope that you will have an enjoyable and rewarding time at SMU as exchange students. We would like to give the brief information about our program so that you can prepare for your overseas travel before your departure from your home country.

Our staff members will advise and support you during your stay in Korea with our hearts. For students who want to find out more information and need support from us at Sookmyung, please feel free to contact us!

Center for International Affairs and Cooperation
Office of International Affairs

Contact Information

- ◆ **E-mail:** siss@sm.ac.kr
- ◆ **Tel :** +82-2-710-9284/9256
- ◆ **Fax :** +82-2-710-9285
- ◆ **Postal Address :**

Office of International Affairs
100, Cheongpa-ro 47 gil, Yongsan-gu,
Administration Bldg #706
Sookmyung Women's University
Seoul 140-742, South Korea

Team	Name	Position	E-mail (@sm.ac.kr)	Tel (+82-2)
Office of International Affairs	Ms. Shinhee Lee	Director	shinhee	2077-7935
	Ms. Sooyoung, Song	Program Coordinator	siss	710-9928
	Ms. Jinhee Lee	Program Coordinator		710-9813

Important Dates

Here are some important dates that will help your scheduling for SISS I 2018!

<i>Program</i>	<i>Date</i>
Housing Check In	July 2 (Mon), 2018 <i>Check-in day is firmly fixed.</i>
Orientation	July 3 (Tue), 2018
Class Starts	July 4 (Wed), 2018
Cultural Activities	Throughout the whole period.
Exam	Around 7 th and 15 th class
Class Finishes	July 24 (Tue.), 2018
Farewell Party	July 24 (Tue.), 2018
Housing Check Out	July 25 (Wed), 2018 <i>Check-out day is firmly fixed.</i>
Transcript Sent to your Home Univ.	Around mid of August, 2018

Orientation

Please be sure to attend the orientation session since we are going to give you the information about student life at Sookmyung and course registration.

- **Date and Time: July 3(Tue.), 2018 / 2pm~**
- Venue: Centennial Hall #505
- Program:
 - Academic Information Session for Exchange Students
 - Campus Tour
 - Welcoming Session



Obtaining VISA

Students visiting Korea less than 90 days are required to obtain the D-2-8 VISA from the Korean Embassy or Consulate in their home country. The <letter of acceptance>, required in order to apply for the visa, will be sent to you by SMU. This is the letter stating that you'll be participating SISS at Sookmyung and will be attending classes at SMU.

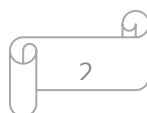
- Please note that D-2-8 visa may not be required if your home country hold special agreement with the Korean government that exempt visa for short term (usually staying less than 90 days) staying in Korea.

Required Documents

<http://www.hikorea.go.kr/> > English > Information > Immigration Guide > Immigrations > D-2-8 VISA

Basic required documents (Additional documents may be required)

- Passport (with at least 8 months of validity)
- Letter of Acceptance (from Sookmyung)
- Business Registration Certificate of SMU








Airport Pick Up Service Options

Step 1. Please type in your flight information (Date, Arrival Time, Flight No#)

<http://e.sookmyung.ac.kr> > Click Application for Global Exchange Program > Log In
> Flight Information > Type > Save > Submit

* If you have trouble with your passwords, please try them in Capital letters.
Should you still have problem, please e-mail us your flight info to siss@sm.ac.kr

Step 2. Decide which pick-up option you'd like to apply for

	Option 1	Option 2	Option 3
	SMU Student's Pick Up Service	Air-help Service	Public Transportation By yourself
Option			
Recommended For	If this is your first time to Korea and coming by yourself	Those who arrive with their friends (around 2~3 persons)	If you have been to Korea before and do not have much luggage
Approx. Fee	50,000 won	80,000 won	20,000~ won
Available Hours	10:00-20:00	24 hours	
Description	<p>SMU Buddy students will guide you from the airport to the International House by public transportation</p> <p>The buddy will be assigned for international students. Buddy will contact to you via e-mail to confirm the flight schedule arriving in Seoul and the meeting point around one week earlier to the orientation</p>	<p>You need to make reservation yourself in advance via http://www.airhelp.co.kr/english/</p> <p>The fee generally costs 80,000 won per service. If two person takes one van, it will cost around 40,000 won for each person.</p>	<p>You will need to take limousine bus and taxi.</p> <p>Please refer to Appendix for detailed information</p>

International Housing Assignment (Int'l House)

- Housing Assignment will be **made for all SISS students** at Sookmyung International Houses and Myungjae Residence.
- Int'l House is located 10 mins. Walking distance to the Main campus.
- Depending on the availability, you'll be assigned to double and single.
- **Int'l Housing has curfew.** Please be aware that you will not be able to enter during curfew by any means. (When you first check-in, not applicable)



24:00~05:00

How to Check-In Int'l House

- **All student must visit Int'l Guest House I Office first and check-in!! Int'l House Office recommends the students to come to the office for check-in on July 2 during office hour as the process will be much more smoothly handled** Please refer below depending on your estimated arrival time at International House.



Time	Check in Date	Where To go	How to pick up your Key	Contact Info
During Office Hours	09:00~19:30	International House Office (Int'l House I, 1 st Floor)	Tell Int'l House Office staff your name → Pick up your key and go to your assigned room	International House Office +82-2-6325-3100
After Office Hours	19:30~22:00	Your assigned House (Int'l House I or Professional Center)	Tell Int'l House security guard your name → Pick up your key and go to your assigned room	International House Office Assistant +82-2-6325-3100 Ms Ji Yoon Chae +82-10-3116-4338

◆ **International House Office(International House Office I, 1st Floor) Address**

Eng: 63 Chengparo 47, Yongsan-gu, Seoul, 140-131

Kor: 서울시 용산구 청파로 47나길 63, 숙명여자대학교 국제 1관

◆ **Professional Center Address**

Eng: 36 Chengparo 47, Yongsan-gu, Seoul, 140-131

Kor: 서울시 용산구 청파로 47나길 36, 숙명여자대학교 인재관

◆ **Emergency Contact Number:**

The Security Office of International House	+82-2-6325-3105
---	-----------------

The Security Manager	+82-10-5546-5616
-----------------------------	------------------

Checklist at a Glance!

★ Things you need to check by yourself before departure

- Passport Validity
- Obtain Visa (D-2-8) from Korean consulates in your home country
- Obtain Health Insurance Coverage that covers abroad
- Purchase airplane ticket to Korea
- Type flight Information into SMU On-line Application portal system
- Pre-departure medical and dental check-ups
- Credit Cards and some cash in Korean Won for the whole staying period

★ Personal preparation checklist for International House

- Converter with adapter (220V)
- Toiletries (Cleansing Foam, Tissues, Soap, toothpaste, toothbrush, towel)
- Flip flops or sandals that can be used in bathroom after showering
- Cup, bowl, spoon, chopsticks and water bottle
- Shampoo, Conditioner and deodorant
- A few hangers
- Umbrella
- Etc



Health Insurance

- All international students should be under health insurance.
- **Without insurance, you will be restricted from participating in courses, cultural excursions and other activities at SMU.**
- Health Insurance Duration: During your stay in Korea
- Health Insurance Must cover below four sections below:

Injury/Death	US\$10,000	Permanent Lesion Hindrance	US\$10,000
Injury Medical Expense	US\$10,000	Disease Expense	US\$10,000

- ***Purchasing insurance coverage in Korea:***
 - If you plan to purchase the local insurance policy after arriving in Korea, you will receive more information and instructions during the orientation session.
 - Depending on your personal health status, sex, fee will be set differently.
(i.e. Student aged 22, during June 30th ~ July 23rd will cost approx 35 USD)

Meal Plan

- ***International House do not provide any meal service.***
- The main staple food for Koreans is rice. It is usually accompanied by a variety of side dishes or soups, which are placed at the table for everyone to share. Spoons and chopsticks are used for eating.
- You might want to bring some snacks for the first day upon your arrival.
There are two convenience stores around Int'l Housing, and many around the university.
- Meals usually cost as little as the equivalent of USD 5~6.

Budget Plan

- **Currency**
The unit of Korean currency is “Won” As coins, the won is minted in 10, 50, 100, and 500 won, while bills are issued in 1000, 5000, 10,000, and 50,000 won. Banks also issue checks in 100,000 increments. As with most currencies around the world, the exchange rate fluctuates, but usually it is 1USD=1,100 won at the moment.
- **Public Transportation fee: Usually KRW 1,150 (Approx. 1 USD) for using once**
 - If you purchase T-money card around the CVS, it will be 1,050 per bus and subway.
 - You need to pay for your own transportation fee during the program, if we are moving around *in Seoul*.
- **Meal: Many meals cost around KRW 6,000(Approx. 6 USD) per meal**
 - Western foods tend to be a little bit more expensive than the local cuisine.



Public Transportation in Seoul

Public Transportation

The Seoul public transportation system is fast, cheap, and efficient. During your stay in Seoul, you'll be using either subway or bus frequently to move around!

T-money

T-money is a pre-paid public transportation smart card used on buses, subways, and in taxis. The card itself costs about 3,000 won (non-refundable) and can be purchased at subway ticket counters or convenience stores. T-money cards provide discounted transfers and a small fare discount (about 100 won per ride). When your card runs out of credit, you can simply top it up at automated kiosks or ticket counters in the subway, or at convenience stores and make the payment. When using your T-money card on buses or subways, remember to swipe once when you board and one more time when you get off.



Subway and Bus

Please have a glimpse how you'll be using the public transportation upon your arrival! You'll most likely be taking the subway to move around in Seoul. Per use, fee will be around 1,150 won and may go up to 1,500 won!

◆ Nearest Stations: *Blue Line#4. Sookmyung Women's University*

Seoul Subway Map: <http://www.visitkorea.or.kr> > Select your language > Plan your trip > Getting around Korea > Subway



Survival Korean

General		
English	Korean(Speaking)	Korean(Writing)
Thank you.	Gamsa hamnida	감사합니다
Hello	Annyung haseyo	안녕하세요?
No thanks	Gwenchan seumnida	괜찮습니다
Sorry	Mian hamnida	미안합니다
Yes	Ne	네
No	Ahniyo	아니요
Where is the bathroom?	Hwa jang sil ee uhdi yeh yo	화장실이 어디예요?





In a Taxi		
English	Korean(Speaking)	Korean(Writing)
Please take me to Sookmyung Women's University.	Sookmyung yuhja dae hak kyo eh ga juseyo	숙명여자대학교에 가 주세요
Please stop here	Yuhgisuh sehwoh juseyo. <i>*Or just say "stop."</i>	여기서 세워주세요

At a restaurant		
I will take this	Eegullo juseyo	이걸로 주세요
Please make it less spicy	Tull mepgeh heh juseyo	덜 맵게 해주세요

In An Emergency		
Please call an ambulance	Embyoollunsuh reul bool luh ju se yo	앰불런스를 불러주세요.
Where is the nearest hospital?	Kakgaoon byungwun ee uhdi issuhyo?	가까운 병원이 어디 있어요?
Where is the nearest police station?	Kakgaoon gyungchalsuh neun uhdi issuhyo?)	가까운 경찰서는 어디 있어요
Where is the nearest pharmacy?	Kakgaoon yahkgookuhn uhdi issuhyo?)	가까운 약국은 어디 있어요?

Useful Apps to Download!

Below you'll find some of useful apps introduced by the Korea Tourism Organization. Please refer to it and download it before your departure and explore Korea in advance if needed!

Korea		<p>Korea is an interactive pictorial book application that includes vivid picture, video clips, illustrations and web links on the 4 seasons of Korea, its cuisine, K-Pop, Hallyu, UNESCO World Heritage sites and much more.</p>
Smart Tour Guide		<p>The Smart Tour Guide contains audio guides for UNESCO heritage sites, and other major historical sites and national museums across Korea. You can take your phone to any of the sites and listen to the audio guide in your own language.</p>
Visit Korea 2.0		<p>Visit Korea 2.0 provides useful content and information on Korea such as tourist attractions, restaurants, accommodations, shops and much more in Korea. Each listing includes a map and directions on how to get there.</p>
GenieTalk		<p>GenieTalk is a free English to Korea, and Korean to English translation application. It contains both text translator and speech recognition programs, and has a database of over 270,000 Korean words and 65,000 English words.</p>

Campus Map



- | | |
|------------------------------------|---|
| 1) Queen Sunheon Building | 14) College of Music |
| 2) Suryeon Faculty Building | 15) Center for Continuing Education |
| 3) Haengpa Faculty Building | 16) College of Pharmacy |
| 4) Veritas Building | 17) College of Fine Arts |
| 5) Myungshin Building | 18) Centennial Hall |
| 6) Saehim (New Myungshin) Building | 19) Freedom Gate |
| 7) Administration Building | 20) The institute of Korean Food |
| 8) Student Union Building | 21) Main Library |
| 9) Grand Auditorium | 22) College of Science |
| 10) Peace Gate(Main Gate) | 23) International House I (International H Office) |
| 11) Myung-Jae Residence | 24) International House II |
| 12) Wisdom Gate | 25) Professional Center (PC) |
| 13) University Museum | |

Global Lounge

Global Lounge is run by Center for International Affairs and Cooperation, the Global Lounge is a space for promoting interactions between international students and Sookmyung students.



Q: What can I do at the Global Lounge?

A: There are so many things to do in the Global Lounge!

- Study for your classes (wireless internet available)
- Watch the news from CNN, CCTV, NHK.
- Talk to IST staff members for help and support
- Sign up for and participate in cultural events

Q: Where is it and when is it open?

A: The Global Lounge is located in the Queen Sunheon Building #114. You will see a sign that says “Global Lounge,” which is located inside on the first floor.

A: The Global Lounge is open from 9:00 am-5:30 pm, Monday-Friday.



Library

- * During your visit students will only have access, and cannot borrow books
- * Male students cannot access the library after 10 p.m.



Main Library	2nd-5th Floors	Weekdays: 09:00-19:00 Saturdays: 09:00-13:00 Sundays and National Holidays: Closed
---------------------	---	---

U.R.I. Buddy Leadership Group



Sookmyung Buddy Leadership Group U.R.I, supported by International Student Support Team of SMU, consists of Sookmyung Women’s University students who volunteer to help foreign students in the campus. Foreign students are arranged to their one-on-one student buddies who take care about general matters in Korea and help them to get accustomed with their new lives around the university. Moreover, student buddy program intend to support cultural interchange among students and building up lasting decent friendship as well. Matched students will definitely strike in good relations and friendship in various events and activities. The official activity’s culture and understand each other deeper.

We are looking forward to seeing you in person!
Please e-mail us should you have any other questions!
siss@sm.ac.kr



Appendix

Guide from Airport to International House I and Office

All students must have visit International House I and Office very first for the check-in.

Step 1. Claim your baggage and exit to the Gate below

From Incheon Airport	Gate 6 or 12
----------------------	--------------

From Gimpo Airport	Gate 1
--------------------	--------

Step 2. Purchase Limousine Bus Ticket and go to the right poll

Bus Number	6001	
Ticket Price	14,000 won Approx. 14 USD / Price may change	
Poll	Incheon Airport: 6A or 12B Gimpo Airport: 6	
Destination (Kor)	목적지: 숙명여자대학교	
Destination (Eng)	Sookmyung Women's University	
First Bus	Incheon Airport → Seoul	5:50
	Gimpo Airport → Seoul	6:05
Last Bus	Incheon Airport → Seoul	22:40
	Gimpo Airport → Seoul	23:10
Bus leaves every 20~25 mins.		

Step 3. Take off at "Sookmyung Women's University" Stop

Departs	Incheon International Airport
1 st Stop	Gimpo International Airport
2 nd Stop	Northern end of Hangangdaegyo
3 rd Stop	Yongsan Station
4 th Stop	Samgakji Station
5 th Stop	★ Sookmyung Women's University ★
6 th Stop	Seoul Station

Now you may choose to take a taxi (Step 4-1) or walk (Step 4-2)

Step 4-1. Take a Taxi to International House I (International House Office)

Put your hand across the street and the taxi will stop for you.

Cost: Approx 5,000~6,000won (It should not cost more than 6,000 won to Int House)

Please show the taxi driver address below:

English 63 Chengparo 47, Yongsan-gu, Seoul, 140-131

Korean 서울시 용산구 청파로 47나길 63, 숙명여자대학교 국제 1관

Eng: Please take me to Sookmyung Women's University.

Korean(Speaking): Sookmyung yuhja dae hak kyo eh ga juseyo

Korean(Writing): 숙명여자대학교 국제관에 가 주세요

Step 4-2. Walk to International House I (Int'l House Office)

★ Brief Directions (15~20 min)

1	Cross towards <Landrover> and make a right. Walk until <Starbucks> is on your right side.
2	Once you find <Starbucks>, please make a left and walk until you see a tunnel
3	Go through the tunnel and you'll find a crosswalk
4	Cross towards <GS25> and make a left on the first corner
5	<BBOBBA> will be on your left side
6	<MISSHA> will appear next
7	<A Twosome place> will be on your left side <i>If you keep walking straight, it is ★ Sookmyung Women's University ★</i>
8	When you arrive near <Organic health>, go across the street towards <Watsons>
9	Put <Watsons> on your left side and walk straight
10	<Gil Thai> will be on your left. Keep walking straight.
11	<Seven Eleven> will appear on your left.
12	Across the < Seven Eleven > is <i>★ Professional Center ★</i>
13	Keep walking straight and <Hu Time> will be on your right side
14	Keep walking towards left side
15	You'll see <드림하이츠빌> on your left. You're almost there!
16	On your left you will find <i>★ International House I and Office ★</i>

★Go to next page to find out detailed direction with photos★



1
Cross towards <Landrover> and make a right
Walk until <Starbucks> is on your right side



2
Once you find <Starbucks>, please make a left
and walk until you see a tunnel



3
Go through the tunnel and you'll find a
crosswalk



4
Cross towards <GS25> and make a left on the
first corner



5
<BBOBBA> will be on your left side



6
<MISSHA> will appear next



7
<A Twosome place> will be on your left side
/ ★ If you keep walking straight, it is Sookmyung
Women's University ★



8
When you arrive near <Organic health>, go
across the street towards <Watsons>



9

Put <Watsons> on your left side and walk straight



10

<Gil Thai> will be on your left. Keep walking straight.



11

<Seven Eleven> will appear on your left.



12

Across the < Seven Eleven > is

★ Professional Center ★



13

Keep walking straight and <Hu Time> will be on your right side



14

Keep walking towards left side



15

You'll see <드림하이츠빌> on your left. You're almost there!



16

On your left you will find

★ International House I and Office ★